



H Series Network Camera

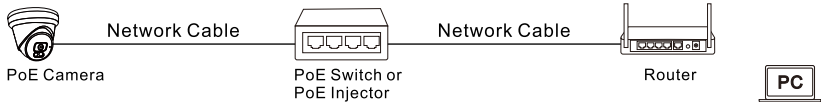
Connection Operation Guide

www.anpvizsecurity.com

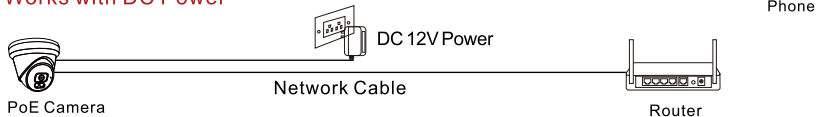
How to activate the camera before using it?

Connection Diagram

Works with PoE



Works with DC Power



The camera supports DC 48V PoE Switch/Injector or DC 12V power adapter. If you don't have NVR, you can choose one of these two connection methods to connect it to the same network as PC or smart phone.

Note: The router can't power the camera.

The operation is as follows :

(1) Activate camera via PC

① Download and install the SADP Tool on Anpviz Official Website.

- ② Search And Activate the camera via SADP Tool.
- ③ Log in the camera on web browser (e.g. Edge/ Chrome/Firefox)
- ④ Install the plug-in to preview live video and enable the App Platform access.
- ⑤ Download the mobile App (Guarding Vision, Anpviz Viewer or Hik-Connect) to register and login your account.
- ⑥ Scan to add camera to smart phone app.

Path to SADP download link:

www.anpvizsecurity.com

Support→**Download Center**→**Download**→**SADP Tool**

You can scan the QR code to see the detailed operation video :



Use SADP to
Activate and Add

(2) Activate camera via App:

- ① Download the APP (Guarding Vision, Anpviz Viewer or Hik-Connect), Register and login.
- ② Click "Add" to select the online device.
- ③ Select and activate the camera.
- ④ Add and Preview.

You can scan the QR code to see the detailed operation video :



Use App
Activate and Add

Connecting NVR system to use

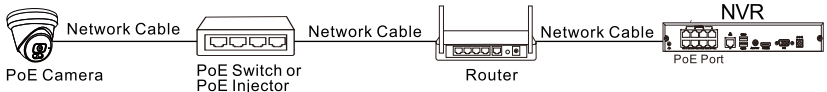
Plug and Play with Anpviz H NVR/ Hikvision/Hikvision OEM NVR



(1) If you have Anpviz H Series NVR, Hikvision or Hikvision OEM NVR, LTS Platinum Series, Annke, etc.

Note: There is no need to activate the camera, just connect the camera directly to the PoE port of these NVRs via the network cable and wait for the connection.

Works with PoE



(2) If you have other brands of NVR, you need to activate the camera (via PC or APP) to set the camera IP, and then connect to a third party NVR such as Dahua, Uniview or other brands.

Detailed operation can be viewed in the user manual or scanning code to view the video, If you need support, please contact us: support@anpvizsecurity.com



Dahua or third-party
NVR connection



U Series or third-party
NVR connection